



TALBOT
SCHOOL OF THEOLOGY

DOCTOR OF PHILOSOPHY IN EDUCATIONAL STUDIES

DOCTOR OF EDUCATION IN EDUCATIONAL STUDIES

Residential and Modified-Residential Tracks

Application for Admission

TALBOT
SCHOOL OF THEOLOGY
PH.D. AND ED.D. PROGRAMS IN EDUCATIONAL STUDIES
www.talbot.edu

APPLICATION DEADLINE

Applications submitted by April 15 will be considered for fall entry in the residential program, by November 15 for the modified residential program. Applicants accepted for the fall semester may begin studies the preceding summer. You will be notified shortly after your application is completed (i.e., all items received). Decisions are made only on completed applications, and after the application deadline. If your file is complete and it is essential that you have a decision prior to the application deadline, please contact the admissions office and explain your request.

CHECK LIST OF REQUIREMENTS FOR ADMISSION

Please keep this sheet for your reference. We cannot consider your application until ALL items are completed. You may submit items independently.

1. APPLICATION FORMS

- Submit completed application and accompanying forms with application fee of \$55 (as per front of application). Make check payable to Biola University.

2. ESSAYS

- Submit spouse's statement (*Required of all married students*)
Talbot would like to have a statement from you as to how you personally see the years ahead. Intensive graduate study often puts financial and emotional strain on a student's marriage and family. How do you view your spouse's plans and your involvement in them as a wife and/or mother or as a husband and/or father? What is your commitment to several years of study and dissertation research for your spouse? How will this commitment affect your own goals? Feel free to express your feelings in whatever way you wish.
- Submit personal biography
Print or type a personal biography of not less than 500 words. Include a discussion of significant events and influences which helped develop your present values and approach to life.
- Submit vocational objectives and reasons for pursuing a Ph.D. or Ed.D. Degree
Print or type a statement of why you wish to do graduate study in the Ph.D. or Ed.D. program. Describe your vocational objectives and how the Ph.D. or Ed.D. degree relates to those objectives. Include additional information you would mention if you were talking to us personally about your goals and the Ph.D. or Ed.D. program (700-1,000 words).

3. ACADEMIC PAPER

- Submit a formal paper (10-15 pages) on a topic related to Christian education which reflects strong potential for doctoral level studies.

4. REFERENCES

- Request six people to complete appropriate reference forms and personally deliver the forms and a stamped, return envelope to each individual.

5. TESTS

- Take ONE of the following tests and request forwarding of scores to the Director of Graduate Admissions:
 - o GRE: Graduate Record Exam (aptitude test only). For information write the Educational Testing Service, Box 955, Princeton, New Jersey, 08541. Talbot's code number is 4017. www.ets.org.
 - o TOEFL: Test of English as a Foreign Language & TWE: Test of Written English. Required of international students whose native language is not English. TOEFL & TWE are administered together on certain test dates. For more information call (609) 771-7100; FAX: (609) 771-7500 or write to: Test of English as a Foreign Language, Box 6151, Princeton, New Jersey, U.S.A. 08541-6151. www.ets.org.

6. TRANSCRIPTS

- Arrange to have an official transcript of each college, university, seminary or professional school attended sent to the Director of Graduate Admissions, Biola University. (An official transcript is one that is sent directly from the granting institution to Biola University.) If the program of study has not yet been completed, another complete transcript must be filed as soon as possible after the degree has been awarded.

6. SPECIAL INSTRUCTIONS

- Divorced/Separated/Remarried applicants:* These issues may not disqualify you, however, they have a significant effect on your life and ministry. Therefore, please submit a one to two page statement indicating: the general circumstances (include counseling and attempts at reconciliation) and your view of the biblical teaching on separation, divorce and remarriage and how your situation relates to that teaching. Please reference appropriate biblical passages. What effect do you perceive it having upon your future ministry?
- Criminal conviction other than traffic violations:* Having been convicted does not necessarily disqualify you, however, it may have an impact upon your life and ministry. Therefore, on a separate piece of paper, describe the circumstances in full, including date(s) and the name and location of the court(s), nature of the offense(s) and disposition of the case, i.e., sentence imposed, and the impact you perceive it having upon your future ministry.
- International students* must follow the admissions procedures described in the international graduate student admissions instructions see the website at: <http://www.biola.edu/grad/international/>. TOEFL scores and Affidavit of Support are required.



PH.D. IN EDUCATIONAL STUDIES
ED.D. IN EDUCATIONAL STUDIES
 APPLICATION FOR ADMISSION
 BIOLA UNIVERSITY
 OFFICE OF GRADUATE ADMISSIONS
 13800 BIOLA AVENUE
 LA MIRADA CALIFORNIA 90639-0001
www.talbot.edu

TO BE FILLED OUT BY THE APPLICANT AND MAILED TO THE OFFICE OF GRADUATE ADMISSIONS. THIS MUST BE ACCOMPANIED BY A \$55 NON-REFUNDABLE APPLICATION FEE.

APPLICATION DEADLINE
 Residential: FALL: April 15
 Modular: November 15

PH.D. AND ED.D PROGRAM FINANCIAL AID DEADLINE
 APRIL 15

INTRODUCTORY INFORMATION

Name in full _____ Social Security Number _____
Last First Middle

Temporary address: _____ () _____
(IF NOT AT HOME) STREET AND NUMBER CITY STATE ZIP PHONE

Email address: _____ () _____
CELL PHONE

How long will mail reach you at temporary address? Until _____
Date

Permanent home address: _____ () _____
STREET AND NUMBER CITY STATE ZIP PHONE

Where can you be reached during the summer? _____ () _____

Date of birth _____ Country of birth _____ Gender _____
MONTH DAY YEAR

Ethnicity (optional) _____ Country of citizenship _____ Native Language _____

The Test of English as a Foreign Language (TOEFL) is required of all students whose native tongue is not English (600 PBT, 100 IBT).

Test Date (if applicable): _____ Score: _____

If you are a foreign national now residing in the US, indicate your current visa status: Student (F-1)

Permanent resident (card #) _____ Other (specify) _____ Expiration Date of visa _____

Marital Status: Single Engaged Married Divorced Separated Remarried Date of Marriage _____

Maiden Name (if applicable) _____ Name of spouse or fiancé (e) _____

If you or your spouse have been divorced, separated or remarried, explain pertinent details on separated sheet (as per instructions).

Have you ever been convicted of a crime other than a traffic violation? Yes No If yes, describe in full (as per instructions).

PROGRAM DESIRED: Ph.D. Residential Program Ph.D. Current Faculty Track (Modified Residential)
 Ed.D Residential Program Ed.D. Modified Residential Program

TERM AND YEAR DESIRED

Graduate Record Examination is required. International students are required to submit scores on TOEFL and TWP (Test for Written English) if English is not their native language. TOEFL scores will substitute for GRE scores.

Applying for FALL 20 _____ Date of Application _____

Social Security Number _____ Test Date was/will be for: GRE _____ or TOEFL & TWE

| | | | | | | |
|---------------------|--------|------------|------------|------------|-------------|-----------|
| FOR OFFICE USE ONLY | GRE | V _____ | Q _____ | V+Q _____ | AN _____ | MAT _____ |
| | TOEFL: | List _____ | Writ _____ | Read _____ | Total _____ | TWE _____ |

PERSONAL AND FAMILY INFORMATION

Spouse's Name _____

Fiancé (e)'s Name _____

List names and birthdates of children: _____

Is there any family situation which may interfere with your graduate studies? _____ If yes, attach statement with details.

If you expect to use Veterans benefits in your training at Talbot please provide:

Military Service Branch _____ From _____ To _____

PH.D. AND ED.D. PROGRAM PLANS AND SPECIALIZATION

Which sequence most closely fits your plans for completing your degree? (*check one*)

- Full-Time Completion-Residential on Campus (Regular semester program, 3.5-5 years)
- Part-Time Completion-Residential: (Regular semester program, 5-7 years)
- Modified Residential: (Modular format, Ph.D. only available to current faculty teaching part-time or full-time higher education; no restrictions on the Ed.D. program.)

(If you selected "Modified-Residential," and applying for the Ph.D. Program, be sure to fill out and submit all portions of the "Current Faculty Track Application" materials included in this application.)

Which of the following broad emphases best fits your specialization interests? (*check one*)

- Teaching Foundations and Christian Formation
- Christian Higher Education Leadership

STUDENT ROSTER

Each semester, the Ph.D. and Ed.D. office produces a list of current Ph.D. and Ed.D. students, with local mailing addresses and phone numbers, and distributes these to Ph.D. and Ed.D students to encourage informal contacts among students.

Once you have been admitted and register for courses, would you permit us to include your local mailing address and phone number on these lists each semester while you are enrolled in the program? Yes No

SCHOLARSHIP IN CHRISTIAN EDUCATION
 RESEARCH AND PUBLICATIONS

THESIS
 Completed or under way.
 (Include Name of committee chair).

ARTICLES/PUBLICATIONS –
 Title and bibliographic citation.
 Send reprints if available.
 (Include items “in press.”)

EDUCATIONAL EXPERIENCE:

The applicant must request the registrar of *each college or university attended* (including junior colleges, institutes, and schools you are presently attending) **to send an official academic transcript directly to the office of Graduate Admissions.** If the program has not yet been completed *another* transcript must be sent as soon as possible after the degree has been awarded and posted.

List all schools attended beyond high school:

| SCHOOL | MAJOR | DATES OF ATTENDANCE | DEGREE |
|--------|-------|---------------------|--------|
| | | | |
| | | | |
| | | | |
| | | | |
| | | | |
| | | | |

Have you ever been refused admission to, or received disciplinary action from any post-secondary academic institution? _____

If yes, attach statement with details.

List memberships held in honorary and professional fraternities or organizations:

List scholarships, honors, or other special recognition you have received:

Why do you desire to attend Talbot’s Ph.D. or Ed.D. Program?

Which was the most significant factor influencing your choice to attend Talbot’s Ph.D. or Ed.D. Program? (Check one square only.)

- | | | |
|---|---|---|
| <input type="checkbox"/> Present Biola student/friend | <input type="checkbox"/> Pastor’s referral | <input type="checkbox"/> Talbot or Biola Faculty |
| <input type="checkbox"/> Alumni | <input type="checkbox"/> Contact from Admissions | <input type="checkbox"/> I was an undergraduate at Biola University |
| <input type="checkbox"/> Relative attending | <input type="checkbox"/> Visit to Talbot | <input type="checkbox"/> Talbot Counselor visited your college |
| <input type="checkbox"/> Other (list) _____ | <input type="checkbox"/> Magazine advertisement (specify) _____ | |
| <input type="checkbox"/> Web page | | |

How did you first hear about Talbot’s Ph.D. or Ed.D. Programs? _____

DETAILS OF SCHOLARSHIP IN CHRISTIAN EDUCATION

Record college courses in Christian Education or Education now credited to you arranged according to areas. Be as specific as possible in "Title of Course." Official transcripts frequently omit the names of the courses or are not descriptive of the course content. Convert all quarter-hours to semester-hours (semester-hours are found by dividing quarter-hours by 1.5).

| CHRISTIAN EDUCATIONAL EMPHASIS | Department and Course Number | Title of Course | Grade or Mark Received | Semester Hours Credit | | Where Taken |
|--|------------------------------|-----------------|------------------------|-----------------------|----------|-------------|
| | | | | Under-graduate | Graduate | |
| Philosophy, Theology, and/or History of Christian Education | | | | | | |
| Human Development, Educational Psychology | | | | | | |
| Educational Administration, Leadership | | | | | | |
| Interpersonal Communication, Group Dynamics, Counseling | | | | | | |
| Curriculum Design, Teaching Methods | | | | | | |
| Research Methods, Statistics | | | | | | |
| Miscellaneous Christian Education, Spiritual Formation, or Education Courses | | | | | | |

GRADUATE EDUCATION IN THEOLOGY AND BIBLE

An important component of the Ph.D. and Ed.D programs is the integrative synthesis of social science data within a Christian worldview perspective. Students are expected to come to the program with sufficient background in theology and Bible (minimum 18 units or equivalent). Please list the course titles and units of graduate courses in Bible and theology taken.

| Title of Course | Grade | Semester Hours | Where Taken |
|-----------------|-------|----------------|-------------|
| | | | |
| | | | |
| | | | |
| | | | |
| | | | |
| | | | |
| | | | |
| | | | |
| | | | |
| | | | |

TEACHING AND RESEARCH EXPERIENCE

(List most recent first)

| Name of School or Institution | Nature of Experience | Dates of Employment |
|-------------------------------|----------------------|---------------------|
| | | |
| | | |
| | | |

FULL-TIME EMPLOYEMENT

(List most recent first.)

| Job Title | Name of Organization | Name of Supervisor | Dates Employed | Average hrs/wk |
|-----------|----------------------|--------------------|----------------|----------------|
| | | | | |
| | | | | |
| | | | | |
| | | | | |

OTHER SIGNIFICANT WORK OR MINISTRY EXPERIENCE WHICH MAY RELATE TO YOUR GRADUATE TRAINING

REFERENCES

The applicant is required to furnish six references: one from a pastor, one from a present or former employer, three from professors, and one from a person who can assess your character.

Please do not give references to relatives.

1. PASTOR:

NAME _____ E-MAIL _____

CHURCH _____

ADDRESS _____ CITY _____ STATE _____ ZIP _____ () _____ PHONE NUMBER _____

2. EMPLOYER

NAME _____ E-MAIL _____

ORGANIZATION _____

ADDRESS _____ CITY _____ STATE _____ ZIP _____ () _____ PHONE NUMBER _____

3. ACADEMIC:

NAME _____ E-MAIL _____

INSTITUTION _____

ADDRESS _____ CITY _____ STATE _____ ZIP _____ () _____ PHONE NUMBER _____

4. ACADEMIC:

NAME _____ E-MAIL _____

INSTITUTION _____

ADDRESS _____ CITY _____ STATE _____ ZIP _____ () _____ PHONE NUMBER _____

5. ACADEMIC:

NAME _____ E-MAIL _____

INSTITUTION _____

ADDRESS _____ CITY _____ STATE _____ ZIP _____ () _____ PHONE NUMBER _____

6. CHARACTER:

NAME _____

RELATIONSHIP _____

ADDRESS _____ CITY _____ STATE _____ ZIP _____ () _____ PHONE NUMBER _____

YOUR CHRISTIAN LIFE AND EXPERIENCE

Are you a member of a local church? Yes No Name and location of church _____

Denomination (convention, synod, etc.) _____

How long have you been attending? _____ Pastor's Name _____

Describe briefly your level of church involvement: _____

Name the churches with which you have been in fellowship over the past five years and give dates _____

Briefly state your conversion experience, including the scriptural basis for your salvation, the fundamentals of your personal faith and your present pattern of personal growth as a Christian.

DOCTRINAL POSITION

Have you read the attached Doctrinal Statement of the University? _____

Are you in agreement with the views expressed therein? _____

Are there areas in which you have not formed an opinion? _____ If yes, please specify. _____

Are there areas of disagreement? _____ If yes, Please specify. _____

PERSONAL FINANCIAL RESOURCES

As a private institution, Biola University has limited resources for financial assistance.

1. Please indicate the potential sources and amounts of funds available to you during your enrollment in the program. Please be as realistic as possible in your estimates.

| SOURCE | AMOUNT |
|------------------|---------------|
| Personal Savings | _____ |
| Family Support | _____ |
| Gifts and Loans | _____ |
| Work (future) | _____ |
| Other (specify) | _____ |

2. How have you financed your previous college or seminary education?

3. Do you plan to seek employment while enrolled at Talbot? _____ Nature of employment _____

4. Graduate education in Ph.D. and Ed.D. programs requires rigorous study. Approximately how many hours of employment do you anticipate you can carry in addition to full academic load? _____

Please discuss. _____

Note: Some Talbot students have financed graduate education through the use of Stafford Loans (formerly the GSL – Guaranteed Student Loan) through local banks, usually in their home community. Apply for Financial Aid as early as possible in the application process. Receipt of aid award does not imply admission. All questions relating to student financial matters should be addressed to your admissions counselor or the Financial Aid Office, Biola University: http://www.biola.edu/grad/financial_aid/.

PLEASE READ, CHECK, DATE AND SIGN THE STANDARDS OF CONDUCT SECTION BELOW.

Standards of Conduct

Biola University has long recognized value in maintaining certain behavioral standards that contribute to the atmosphere on campus, foster fellowship with a wide range of Christians and, in many instances, assist in strengthening our Christian testimony to our community. In this light, Biola University asks its students to be supportive of this standard. Please read the attached Standards of Conduct and indicate your intent to abide by these agreements.

WILL YOU ABIDE BY THESE STANDARDS OF CONDUCT WHILE ENROLLED AT BIOLA? YES NO

Biola reserves the right to dismiss a student who, in its judgment, does not conform either to the stated regulations governing student conduct or the expressed principles, policies, and programs of the University.

In making application to become a student at Biola University I agree with the doctrinal and teaching position as described on this application (with my stated exceptions). I pledge myself to abide by the regulations of the administration and faculty; to protect the good name of the school; to preserve and protect the physical properties of the University; and to cooperate with all members of the University family in maintaining a spirit of Christian fellowship.

I certify that all information submitted in the application process including the application supplements (and supporting materials) is my own work, factually true and honestly presented. I understand that I may be subject to a range of possible disciplinary actions including admission revocation or dismissal should the information I certify be false.

Date

Applicant's signature (required)

Biola University has a strong evangelical Christian commitment and requires that an accepted applicant be an evangelical believer in sympathy with our mission and doctrine. Biola retains the right to extend admission to those, who in our opinion, best fit our mission and doctrine. Biola University does not discriminate on the basis of race, gender, national or ethnic origin, age, disability or veteran's status.

DOCTRINAL STATEMENT

Inasmuch as the University is interdenominational and yet theologically conservative, the Articles of Incorporation contain a doctrinal statement which is given below:

The Bible, consisting of all the books of the Old and New Testaments, is the Word of God, a supernaturally given revelation from God Himself, concerning Himself, His being, nature, character, will and purposes; and concerning man, his nature, need and duty and destiny. The Scriptures of the Old and New Testaments are without error or misstatement in their moral and spiritual teaching and record of historical facts. They are without error or defect of any kind.

There is one God, eternally existing and manifesting Himself to us in three Persons: Father, Son and Holy Spirit.

Our Lord Jesus was supernaturally conceived by the power of the Holy Spirit and born of a virgin Mary, a lineal descendant of David. He lived and taught and wrought mighty works and wonders and signs exactly as is recorded in the four Gospels. He was put to death by crucifixion under Pontius Pilate. God raised from the dead the body that had been nailed to the cross. The Lord Jesus after His crucifixion showed Himself to be alive to His disciples, appearing unto them by the space of 40 days. After this, the Lord Jesus ascended into heaven, and the Father caused Him to sit at His right hand in the heavenly places, far above all rule and authority and power and dominion, and every name that is named, not only in this world, but also in that which is to come, and put all things in subjection under His feet, and gave Him to be Head over all things to the Church.

The Lord Jesus, before His incarnation, existed in the form of God and of His own choice laid aside His divine glory and took upon Himself the form of a servant and was made in the likeness of men. In His pre-existent state, He was with God and was God. He is a divine person possessed of all the attributes of Deity, and should be worshiped as God by angels and man. "In Him dwelleth all the fullness of the Godhead bodily." All the words that He spoke during His earthly life were the words of God. There is absolutely no error of any kind in them, and by the words of Jesus Christ the words of all other teachers must be tested.

The Lord Jesus became in every respect a real man, possessed of all the essential characteristics of human nature.

By His death on the cross, the Lord Jesus made a perfect atonement for sin, by which the wrath of God against sinners is appeased and a ground furnished upon which God can deal in mercy with sinners. He redeemed us from the curse of the law by becoming a curse in our place. He who Himself was absolutely without sin was made to be sin on our behalf that we might become the righteousness of God in Him. The Lord Jesus is coming again to his earth, personally, bodily, and visibly. The return of our Lord is the blessed hope of the believer, and in it God's purposes of grace toward mankind will find their consummation.

The Holy Spirit is a person, and is possessed of all the distinctively divine attributes. He is God.

Man was created in the image of God, after His likeness, but the whole human race fell in the fall of the first Adam. All men, until they accept the Lord Jesus as their personal Savior, are lost, darkened in their understanding, alienated from the life of God through the ignorance that is in them, hardened in heart, morally and spiritually dead through their trespasses and sins. They cannot see, nor enter the Kingdom of God until they are born again of the Holy Spirit.

Men are justified on the simple and single ground of the shed blood of Christ and upon the simple and single condition of faith in Him who shed the blood, and are born again by the quickening, renewing, cleansing work of the Holy Spirit, through the instrumentality of the Word of God.

All those who receive Jesus Christ as their Savior and their Lord, and who confess Him as such before their fellow men, become children of God and receive eternal life. They become heirs of God and joint-heirs with Jesus Christ. At death their spirits depart to be with Christ in conscious blessedness, and at the Second Coming of Christ their bodies shall be raised and transformed into the likeness of the body of His glory.

All those who persistently reject Jesus Christ in the present life shall be raised from the dead and throughout eternity exist in the state of conscious, unutterable, endless torment of anguish.

The Church consists of all those who, in this present dispensation, truly believe in Jesus Christ. It is the body and bride of Christ, which Christ loves and for which He has given Himself.

There is a personal devil, a being of great cunning and power: "The prince of the power of the air," "The prince of this world," "The god of this age." He can exert vast power only so far as God suffers him to do so. He shall ultimately be cast into the lake of fire and brimstone and shall be tormented day and night forever.

Explanatory Note:

This doctrinal statement, presented here as originally conceived by the founders of the organization, has been and continues to be the stated theological position of Biola University. Where "man" is used, referring to the human race, it includes both genders. In addition, the following explanatory notes indicate the organization's understanding and teaching position on certain points which could be subject to various interpretations:

In fulfillment of God's historical purpose for humanity to rule and establish God's kingdom on earth (Gen. 1:28; Ps. 8:4-8; Matt. 6:10 Heb. 2:6-9), the Scriptures teach a millennial reign of Christ with his saints on earth following his literal return. The nation of Israel, having been redeemed, will play a central role in bringing the blessings of salvation to all nations during the millennium in fulfillment of biblical prophecies (e.g., Is. 2:1-4, 11:1-12; Jer. 23:5-6; Ezek. 37; Amos 9:9-15; Zech. 14; Matt. 19:28; Acts 1:6, 3:19-21; Rev. 20:4-7). Following the millennium, this kingdom will be merged into the eternal kingdom (1 Cor. 15:22-28).

Before these millennial events, the believers will be caught up to meet the Lord in the air (1 Thess. 4:13-17). The time of this "rapture" is unknown, and thus believers are to live constantly watchful and ready.

The existence and nature of the creation is due to the direct miraculous power of God. The origin of the universe, the origin of life, the origin of kinds of living things, and the origin of humans cannot be explained adequately apart from reference to that intelligent exercise of power. A proper understanding of science does not require that all phenomena in nature must be explained solely by reference to physical events, laws and chance.

Therefore, creation models which seek to harmonize science and the Bible should maintain at least the following: (a) God providentially directs His creation, (b) He specially intervened in at least the above-mentioned points in the creation process, and (c) God specially created Adam and Eve (Adam's body from non-living material, and his spiritual nature immediately from God). Inadequate origin models hold that (a) God never directly intervened in creating nature and/or (b) humans share a common physical ancestry with earlier life forms.

Though there may be many fillings of the Holy Spirit, there is only one baptism which occurs at the time of regeneration. The gifts of the Spirit are given to believers according to the Will of God for the purpose of building up the Church. During the foundational era of the Church (i.e., the time of Christ and the Apostles) God gave special manifestations of the overtly supernatural and miraculous gifts (e.g., tongues, healings, miracles) as "signs" that witness to the validity of those bearing new canonical revelation (c.f. 2 Cor. 12:12; Heb. 2:3-4). Beyond the foundational era, God in His sovereignty may grant any spiritual gift and work miraculously for the benefit of His Church at any time.

The Bible is clear in its teaching on the sanctity of human life. Life begins at conception. We abhor the destruction of innocent life through abortion-on-demand.

STANDARDS OF CONDUCT

Biola University is a community of Christians committed to the principles of Christian living found in the Bible and holds that these biblical standards are vital to our individual and corporate relationships. Maintaining these standards contributes to the kind of atmosphere in which quality Christian education and spiritual nurture can best occur, and strengthens the testimony of Biola within both Christian and secular communities. In this light, and given the clear biblical imperative for spiritual self-discipline, the University has established these "standards of conduct" to be observed and upheld, by all members of the Biola community.

Consistent with the example and command of Jesus Christ, we believe that life within a Christian community must be lived to the glory of God, with love for God and for our neighbors. Being indwelt by the Holy Spirit, we strive to walk by the Spirit, "crucifying the flesh with its passions and desires" (Galatians 5:24). To this end, members of the Biola community are not to engage in activities, which Scripture forbids. Such activities include, but are not limited to, dishonesty, thievery, fornication, adultery, homosexual practice, drunkenness and unscriptural divorce. Scripture also condemns other "deeds of the flesh" such as covetousness, jealousy, pride and lust-sins which the maturing Christian should put off, and replace with "fruit of the spirit": love, joy, peace, patience, kindness, goodness, faithfulness, gentleness and self-control (e.g., Luke 10:27; Galatians 2:20, 5:14-24; Ephesians 2:3; 1Corinthians 6:9-10).

As a Christian educational institution, Biola also recognizes the responsibility of its Board of Trustees, faculty and staff to provide examples of maturing Christian character, conduct and attitude to its students and the community at large. Therefore, as maturing Christians, the entire Biola community will strive for the holiness of God (1 Peter 1:13-19), and love Him with all our heart, soul and mind (Matthew 22:37). In addition, we are called to love our friends and neighbors as God has loved us (Matthew 22:39; 1 John 4:7- 11). We will achieve this calling by walking by the power of the Holy Spirit and avoiding sins clearly forbidden in Scripture (Galatians 5:16-21; 1 Corinthians 6:9- 11; Ephesians 5:1-14). In addition, we will pursue the fruit of the Spirit from our Lord and with one another (Galatians 5:22-24).

When the Bible is not clear regarding a specific behavior, we will be guided by our desire to glorify God in our bodies as temples of the Holy Spirit (1 Corinthians 6:19-20), and will discern if any of our brothers or sisters in Christ would stumble in their faith (1 Corinthians 8; Romans 14). If our Lord is not glorified or another Christian is harmed or offended by our behavior, then we will freely abstain from that activity, both on and off the campus of Biola. We know that many behaviors are lawful, but not all are profitable (1 Corinthians 10:23-33). Therefore, we will constantly be teachable regarding those activities where the Bible is not clear and will evaluate them in light of our pursuit of holiness and love for our Lord and each other.

Students of Biola are expected to refrain from the use of alcoholic beverages and tobacco in any form, and from gambling. Furthermore, discernment must be exercised in avoiding all activities that may be spiritually or morally harmful. Individual decisions regarding movies, television programs, all forms of electronic media and other activities are expected to reflect this moral commitment. Biola University does not presume to be a censoring agency for all activities; it does, however, expect tangible evidence of maturing Christian convictions and discerning judgment.

In addition, members of the Biola community will observe Sunday as the Lord's Day and give primary attention to worship, rest, Christian fellowship and recreation, and service.

These standards apply to the student while enrolled in any of the schools or programs of the University on and off campus. Biola therefore reserves the right to discipline or dismiss any student who in its judgment, does not conform to these conduct standards or to other expressed principles, policies, programs and expectations of the university governing student conduct.



TALBOT
SCHOOL OF THEOLOGY

PH.D. AND ED.D. PROGRAM IN EDUCATIONAL STUDIES

Biola University
Office Of Graduate Admissions
13800 Biola Avenue
La Mirada CA 90639-0001
admissions@biola.edu • www.talbot.edu
800-652-4652

Reference: Pastor

TO THE APPLICANT: Print your name and contact information on the lines below. Applicants should provide a stamped envelope addressed to the Office of Graduate Admissions, Biola University (address above), to the person filing the reference. (If the pastor is also your employer, only one reference form is necessary.)

LAST NAME OF APPLICANT (PLEASE PRINT) FIRST MIDDLE OR MAIDEN

ADDRESS

E-mail Phone

Entry term: FALL Year Degree sought at Biola University:

NOTE: This form is to be filled out by someone who is not a member of your immediate family

The Family Education Rights and Privacy Act of 1974 (Buckley Amendment) permits students access to certain credentials in their files. Because of the importance of preserving the confidentiality of a reference, the Act permits an applicant to waive his/her right of access to the reference. By signing below, the applicant willingly waives his/her right of access to see this recommendation, knowing that this waiver is NOT required as a condition for admission.

Signature Date

TO THE PASTOR:

The above-named applicant has applied for admission to Biola University (Talbot School of Theology) and is asking you to furnish a reference. Ours is a Christian institution, and as such, our aim is to train only those students who are qualified spiritually and academically. It is essential that you be frank and accurate in your remarks and estimations. Thank you for your help.

How long have you known the applicant? In what capacity?

How well do you know the applicant?

Does the applicant's speech and conduct consistently exhibit his/her Christian beliefs?

How is the applicant regarded by his/her friends and community?

Has the applicant been a member in good standing and actively serving in the church? In what capacity?

What do you consider to be his/her strengths of personality and talents?

What do you consider to be his/her areas where personality development is needed?

What is the applicant's attitude toward authority and responsiveness toward instruction?

What degree of success do you predict for the applicant in graduate studies?

Exceptional High Average Mediocre

Do you believe the applicant is ready for graduate studies or seminary studies? If not, please explain.

It will help the Office of Graduate Admissions to more accurately appraise the applicant if you will comment on the following items. Please omit those about which you have insufficient knowledge to form an opinion.

Christian
Testimony

Emotional make-up
and behavior

Leadership
Ability

Industry, Initiative,
Cooperation

Common Sense

Financial
Habits

Intelligence

How would you assess the applicant's
potential for success in
educational ministry leadership?

Other remarks

I recommend I do not recommend I recommend with this reservation: _____


Signature _____ Date _____ Church _____

Name (print) _____ Organization _____

Address _____ Church Phone() _____

E-mail _____

I am an alum of: Biola (undergraduate) Talbot Cook School of Intercultural Studies Other _____



PH.D. AND ED.D. PROGRAM IN EDUCATIONAL STUDIES

Biola University
Office Of Graduate Admissions
13800 Biola Avenue
La Mirada CA 90639-0001
admissions@biola.edu • www.talbot.edu
800-652-4652

Reference: Academic

TO THE APPLICANT: Print your name and contact information on the lines below. Applicants should provide a stamped envelope addressed to the Office of Graduate Admissions, Biola University (address above), to the person filing the reference.

LAST NAME OF APPLICANT (PLEASE PRINT) FIRST MIDDLE OR MAIDEN

ADDRESS ()

E-mail PHONE

Entry term: FALL Year Degree sought at Biola University:

NOTE: This form is to be filled out by someone who is not a member of your immediate family

The Family Education Rights and Privacy Act of 1974 permits students access to certain credentials in their files. Because of the importance of preserving the confidentiality of a reference, the Act permits an applicant to waive his/her right of access to the reference. By signing below, the applicant willingly waives his/her right of access to see this recommendation, knowing that this waiver is NOT required as a condition for admission.

Signature Date

RECOMMENDATION: The above-named applicant has applied for admission to Biola University (Talbot School of Theology) and is asking you to furnish a reference. Ours is a Christian institution, and as such, our aim is to train only those students who are qualified spiritually and academically. It is essential that you be frank and accurate in your remarks and estimations. Thank you for your help.

- 1. I have known the applicant for years months
2. I know the applicant Slightly Fairly well Very well
3. I have known the applicant: As an undergraduate student As an advisee As a graduate student As a teaching assistant Other
4. The applicant has taken: None of my classes One of my classes Two or more of my classes
5. Compared with (Reference Group: College seniors, first year graduate students or other - please indicate)

I consider the applicant's intellectual ability to be in the:
Lowest 25% Upper 25%
Middle 50% Upper 10% Inadequate opportunity to observe the applicant

It will help the Office of Graduate Admissions to more accurately appraise the applicant if you will comment on the following items. Please omit those about which you have insufficient knowledge to form an opinion.

6. Specific Characteristics (please check)

| | Very Low 1-25% | Modest 25-50% | Good 50-75% | Very Good 75-90% | Outstanding 90-95% | Truly Exceptional 95-100% | Unable to Judge |
|---|-------------------|------------------|----------------|---------------------|-----------------------|---------------------------------|--------------------|
| Academic Ability | | | | | | | |
| Creative, innovative thinking | | | | | | | |
| Capacity for objective evaluation of self | | | | | | | |
| Empathic capacity | | | | | | | |
| Ability to work independently | | | | | | | |
| Capacity to handle stress | | | | | | | |
| Open-mindedness, tolerance for deviance | | | | | | | |
| Energy level at work activity | | | | | | | |
| Commitment to educational ministry | | | | | | | |

7. Does the applicant have personality characteristics which would interfere with functioning in an educational ministry role? (please check below)

| | Definitely No | Possibly Yes | Definitely Yes | | | Unable to Judge |
|--|---------------|--------------|----------------|----------|-------------|-----------------|
| | | | Minor | Moderate | Significant | |
| Anxious, fearful | | | | | | |
| Dependent | | | | | | |
| Low self-esteem, unusual need for approval | | | | | | |
| Manipulative | | | | | | |
| Hostile, angry | | | | | | |
| Shy, sensitive to criticism | | | | | | |
| Pushy, aggressive | | | | | | |
| Impulsive, hasty | | | | | | |

8. In general, how would you rate the applicant's potential for educational ministry leadership?

- Poor
 Fair
 Good
 Excellent
 Cannot determine

You will help the Admissions Committee to better evaluate the applicant if you could ELABORATE ON ANY FURTHER INTELLECTUAL OR PERSONALITY ASSETS OR LIABILITIES which would influence the person's training and practice of educational ministry leadership. Thank you.

9. Indicate the strength of your overall endorsement of the applicant:

- Not Recommended
 Recommended with these reservations _____
 Recommended
 Highly Recommended


Signature of person completing this form _____

Name (Print) _____ Date _____

Institution or affiliation _____ Phone () _____

E-Mail _____

Thank you for completing this form. A more detailed letter concerning the applicant's potential in applied areas would be welcomed by the Admissions Committee.



PH.D. AND ED.D. PROGRAM IN EDUCATIONAL STUDIES

Biola University
Office Of Graduate Admissions
13800 Biola Avenue
La Mirada CA 90639-0001
admissions@biola.edu • www.talbot.edu
800-652-4652

Reference: Academic

TO THE APPLICANT: Print your name and contact information on the lines below. Applicants should provide a stamped envelope addressed to the Office of Graduate Admissions, Biola University (address above), to the person filing the reference.

LAST NAME OF APPLICANT (PLEASE PRINT) FIRST MIDDLE OR MAIDEN

ADDRESS () PHONE

E-mail PHONE

Entry term: FALL Year Degree sought at Biola University:

NOTE: This form is to be filled out by someone who is not a member of your immediate family

The Family Education Rights and Privacy Act of 1974 permits students access to certain credentials in their files. Because of the importance of preserving the confidentiality of a reference, the Act permits an applicant to waive his/her right of access to the reference. By signing below, the applicant willingly waives his/her right of access to see this recommendation, knowing that this waiver is NOT required as a condition for admission.
Signature Date

RECOMMENDATION: The above-named applicant has applied for admission to Biola University (Talbot School of Theology) and is asking you to furnish a reference. Ours is a Christian institution, and as such, our aim is to train only those students who are qualified spiritually and academically. It is essential that you be frank and accurate in your remarks and estimations. Thank you for your help.

- 1. I have known the applicant for years months
2. I know the applicant Slightly Fairly well Very well
3. I have known the applicant: As an undergraduate student As an advisee As a graduate student As a teaching assistant Other
4. The applicant has taken: None of my classes One of my classes Two or more of my classes
5. Compared with (Reference Group: College seniors, first year graduate students or other - please indicate)

I consider the applicant's intellectual ability to be in the:
Lowest 25% Upper 25%
Middle 50% Upper 10% Inadequate opportunity to observe the applicant

(OVER)

It will help the Office of Graduate Admissions to more accurately appraise the applicant if you will comment on the following items. Please omit those about which you have insufficient knowledge to form an opinion.

6. Specific Characteristics (please check)

| | Very Low 1-25% | Modest 25-50% | Good 50-75% | Very Good 75-90% | Outstanding 90-95% | Truly Exceptional 95-100% | Unable to Judge |
|---|-------------------|------------------|----------------|---------------------|-----------------------|---------------------------------|--------------------|
| Academic Ability | | | | | | | |
| Creative, innovative thinking | | | | | | | |
| Capacity for objective evaluation of self | | | | | | | |
| Empathic capacity | | | | | | | |
| Ability to work independently | | | | | | | |
| Capacity to handle stress | | | | | | | |
| Open-mindedness, tolerance for deviance | | | | | | | |
| Energy level at work activity | | | | | | | |
| Commitment to educational ministry | | | | | | | |

7. Does the applicant have personality characteristics which would interfere with functioning in an educational ministry role? (please check below)

| | Definitely No | Possibly Yes | Definitely Yes | | | Unable to Judge |
|--|------------------|-----------------|----------------|----------|-------------|--------------------|
| | | | Minor | Moderate | Significant | |
| Anxious, fearful | | | | | | |
| Dependent | | | | | | |
| Low self-esteem, unusual need for approval | | | | | | |
| Manipulative | | | | | | |
| Hostile, angry | | | | | | |
| Shy, sensitive to criticism | | | | | | |
| Pushy, aggressive | | | | | | |
| Impulsive, hasty | | | | | | |

8. In general, how would you rate the applicant's potential for educational ministry leadership?

- Poor
 Fair
 Good
 Excellent
 Cannot determine

You will help the Admissions Committee to better evaluate the applicant if you could ELABORATE ON ANY FURTHER INTELLECTUAL OR PERSONALITY ASSETS OR LIABILITIES which would influence the person's training and practice of educational ministry leadership. Thank you.

9. Indicate the strength of your overall endorsement of the applicant:

- Not Recommended
 Recommended with these reservations _____
 Recommended
 Highly Recommended


Signature of person completing this form _____

Name (Print) _____ Date _____

Institution or affiliation _____ Phone () _____

E-Mail _____

Thank you for completing this form. A more detailed letter concerning the applicant's potential in applied areas would be welcomed by the Admissions Committee.



PH.D. AND ED.D. PROGRAM IN EDUCATIONAL STUDIES

Biola University
Office Of Graduate Admissions
13800 Biola Avenue
La Mirada CA 90639-0001
admissions@biola.edu • www.talbot.edu
800-652-4652

Reference: Academic

TO THE APPLICANT: Print your name and contact information on the lines below. Applicants should provide a stamped envelope addressed to the Office of Graduate Admissions, Biola University (address above), to the person filing the reference.

LAST NAME OF APPLICANT (PLEASE PRINT) FIRST MIDDLE OR MAIDEN

ADDRESS () PHONE

E-mail PHONE

Entry term: FALL Year Degree sought at Biola University:

NOTE: This form is to be filled out by someone who is not a member of your immediate family

The Family Education Rights and Privacy Act of 1974 permits students access to certain credentials in their files. Because of the importance of preserving the confidentiality of a reference, the Act permits an applicant to waive his/her right of access to the reference. By signing below, the applicant willingly waives his/her right of access to see this recommendation, knowing that this waiver is NOT required as a condition for admission.
Signature Date

RECOMMENDATION: The above-named applicant has applied for admission to Biola University (Talbot School of Theology) and is asking you to furnish a reference. Ours is a Christian institution, and as such, our aim is to train only those students who are qualified spiritually and academically. It is essential that you be frank and accurate in your remarks and estimations. Thank you for your help.

- 1. I have known the applicant for years months
2. I know the applicant Slightly Fairly well Very well
3. I have known the applicant: As an undergraduate student As an advisee As a graduate student As a teaching assistant Other
4. The applicant has taken: None of my classes One of my classes Two or more of my classes
5. Compared with (Reference Group: College seniors, first year graduate students or other - please indicate)

I consider the applicant's intellectual ability to be in the:
Lowest 25% Upper 25%
Middle 50% Upper 10% Inadequate opportunity to observe the applicant

(OVER)

It will help the Office of Graduate Admissions to more accurately appraise the applicant if you will comment on the following items. Please omit those about which you have insufficient knowledge to form an opinion.

6. Specific Characteristics (please check)

| | Very Low 1-25% | Modest 25-50% | Good 50-75% | Very Good 75-90% | Outstanding 90-95% | Truly Exceptional 95-100% | Unable to Judge |
|---|-------------------|------------------|----------------|---------------------|-----------------------|---------------------------------|--------------------|
| Academic Ability | | | | | | | |
| Creative, innovative thinking | | | | | | | |
| Capacity for objective evaluation of self | | | | | | | |
| Empathic capacity | | | | | | | |
| Ability to work independently | | | | | | | |
| Capacity to handle stress | | | | | | | |
| Open-mindedness, tolerance for deviance | | | | | | | |
| Energy level at work activity | | | | | | | |
| Commitment to educational ministry | | | | | | | |

7. Does the applicant have personality characteristics which would interfere with functioning in an educational ministry role? (please check below)

| | Definitely No | Possibly Yes | Definitely Yes | | | Unable to Judge |
|--|------------------|-----------------|----------------|----------|-------------|--------------------|
| | | | Minor | Moderate | Significant | |
| Anxious, fearful | | | | | | |
| Dependent | | | | | | |
| Low self-esteem, unusual need for approval | | | | | | |
| Manipulative | | | | | | |
| Hostile, angry | | | | | | |
| Shy, sensitive to criticism | | | | | | |
| Pushy, aggressive | | | | | | |
| Impulsive, hasty | | | | | | |

8. In general, how would you rate the applicant's potential for educational ministry leadership?

- Poor
 Fair
 Good
 Excellent
 Cannot determine

You will help the Admissions Committee to better evaluate the applicant if you could ELABORATE ON ANY FURTHER INTELLECTUAL OR PERSONALITY ASSETS OR LIABILITIES which would influence the person's training and practice of educational ministry leadership. Thank you.

9. Indicate the strength of your overall endorsement of the applicant:

- Not Recommended
 Recommended with these reservations _____
 Recommended
 Highly Recommended


Signature of person completing this form _____

Name (Print) _____ Date _____

Institution or affiliation _____ Phone () _____

E-Mail _____

Thank you for completing this form. A more detailed letter concerning the applicant's potential in applied areas would be welcomed by the Admissions Committee.



PH.D. AND ED.D. PROGRAM IN EDUCATIONAL STUDIES

Biola University
Office Of Graduate Admissions
13800 Biola Avenue
La Mirada CA 90639-0001
admissions@biola.edu • www.talbot.edu
800-652-4652

Reference: Employer

TO THE APPLICANT: Print your name and contact information on the lines below. Applicants should provide a stamped envelope addressed to the Office of Graduate Admissions, Biola University (address above), to the person filing the reference.

LAST NAME OF APPLICANT (PLEASE PRINT) FIRST MIDDLE OR MAIDEN

ADDRESS

E-mail (Phone

Entry term: FALL Year Degree sought at Biola University:

NOTE: This form is to be filled out by someone who is not a member of your immediate family

The Family Education Rights and Privacy Act of 1974 (Buckley Amendment) permits students access to certain credentials in their files. Because of the importance of preserving the confidentiality of a reference, the Act permits an applicant to waive his/her right of access to the reference. By signing below, the applicant willingly waives his/her right of access to see this recommendation, knowing that this waiver is NOT required as a condition for admission.

Signature Date

TO THE EMPLOYER: The above-named applicant has applied for admission to Biola University (Talbot School of Theology) and is asking you to furnish a reference. Ours is a Christian institution, and as such, our aim is to train only those students who are qualified spiritually and academically. It is essential that you be frank and accurate in your remarks and estimations. Thank you for your help.

How long have you known the applicant? In what capacity?

How well do you know the applicant?

Does the applicant's speech and conduct consistently exhibit his/her Christian beliefs?

How is the applicant regarded by his/her co-workers and friends?

What do you consider to be his/her strengths of personality and talents?

What do you consider to be his/her areas where personality development is needed?

What is the applicant's attitude toward authority and responsiveness toward instruction?

Does the applicant work harmoniously with others?

Would you rehire this individual to work for you?

What degree of success do you predict for the applicant in graduate studies?

Exceptional High Average Mediocre

Do you believe the applicant is ready for doctoral studies? If not, please explain.

It will help the Office of Graduate Admissions to more accurately appraise the applicant if you will comment on the following items. Please omit those about which you have insufficient knowledge to form an opinion.

Christian
Testimony

Relationships:
Emotional make-up
and behavior

Leadership
Ability

Industry, Initiative
Cooperation

Common Sense

Financial
Habits

Intelligence

How would you assess the applicant's
potential for success in
educational ministry leadership?

Other remarks

I recommend

I do not recommend


I recommend with this reservation: _____

Signature _____ Date _____ Name of Company _____

Name (print) _____ Type of Business _____

Address _____ Business Phone() _____

E-mail _____



PH.D. AND ED.D. PROGRAM IN EDUCATIONAL STUDIES

Biola University
Office Of Graduate Admissions
13800 Biola Avenue
La Mirada CA 90639-0001
admissions@biola.edu • www.talbot.edu
800-652-4652

Reference: Character

TO THE APPLICANT: Print your name and contact information on the lines below. Applicants should provide a stamped envelope addressed to the Office of Graduate Admissions, Biola University (address above), to the person filing the reference.

LAST NAME OF APPLICANT (PLEASE PRINT) FIRST MIDDLE OR MAIDEN

ADDRESS

E-mail Phone

Entry term: FALL Year Degree sought at Biola University:

NOTE: This form is to be filled out by someone who is not a member of your immediate family

The Family Education Rights and Privacy Act of 1974 (Buckley Amendment) permits students access to certain credentials in their files. Because of the importance of preserving the confidentiality of a reference, the Act permits an applicant to waive his/her right of access to the reference. By signing below, the applicant willingly waives his/her right of access to see this recommendation, knowing that this waiver is NOT required as a condition for admission.

Signature Date

TO THE EMPLOYER: The above-named applicant has applied for admission to Biola University (Talbot School of Theology) and is asking you to furnish a reference. Ours is a Christian institution, and as such, our aim is to train only those students who are qualified spiritually and academically. It is essential that you be frank and accurate in your remarks and estimations. Thank you for your help.

How long have you known the applicant? In what capacity?

How well do you know the applicant? Very well Well Casually

Are the applicant's speech and conduct generally considered as genuinely Christian?

To your knowledge, has the applicant ever used illegal drugs?

Describe the applicant's relationship with the opposite sex.

What goals does the applicant have?

Does the applicant have any doctrinal views which are over emphasized? Yes No If yes, please comment.

What are the applicant's strongest qualities (include special abilities)?

What are the applicant's weaknesses or personality defects?

Describe the applicant's conduct toward authority (including parents)?

Describe the applicant's relationship with peers.

It will help the Office of Graduate Admissions to more accurately appraise the applicant if you will comment on the following items. Please omit those about which you have insufficient knowledge to form an opinion.

Christian
Testimony

Relationships:
Emotional make-up
and behavior

Leadership
Ability

Industry, Initiative
Cooperation

Common Sense

Financial
Habits

Intelligence

How would you assess the applicant's
potential for success in
educational ministry leadership?

Other remarks

I recommend

I do not recommend

I recommend with this reservation: _____

Signature _____ Name (print) _____

Date _____ Relationship to Applicant _____

Address _____ Phone() _____

E-mail _____